

Please write clearly in block capitals.

Centre number

--	--	--	--	--

Candidate number

--	--	--	--

Surname

Forename(s)

Candidate signature

I declare this is my own work.

GCSE COMBINED SCIENCE: TRILOGY

H

Higher Tier
Chemistry Paper 1H

Friday 17 May 2024

Morning

Time allowed: 1 hour 15 minutes

Materials

For this paper you must have:

- a ruler
- a scientific calculator
- the periodic table (enclosed).

Instructions

- Use black ink or black ball-point pen.
- Pencil should only be used for drawing.
- Fill in the boxes at the top of this page.
- Answer **all** questions in the spaces provided.
- If you need extra space for your answer(s), use the lined pages at the end of this book. Write the question number against your answer(s).
- Do all rough work in this book. Cross through any work you do not want to be marked.
- In all calculations, show clearly how you work out your answer.

Information

- The maximum mark for this paper is 70.
- The marks for questions are shown in brackets.
- You are expected to use a calculator where appropriate.
- You are reminded of the need for good English and clear presentation in your answers.

For Examiner's Use	
Question	Mark
1	
2	
3	
4	
5	
6	
7	
8	
TOTAL	



J U N 2 4 8 4 6 4 C 1 H 0 1

There are no questions printed on this page

*Do not write
outside the
box*

**DO NOT WRITE ON THIS PAGE
ANSWER IN THE SPACES PROVIDED**

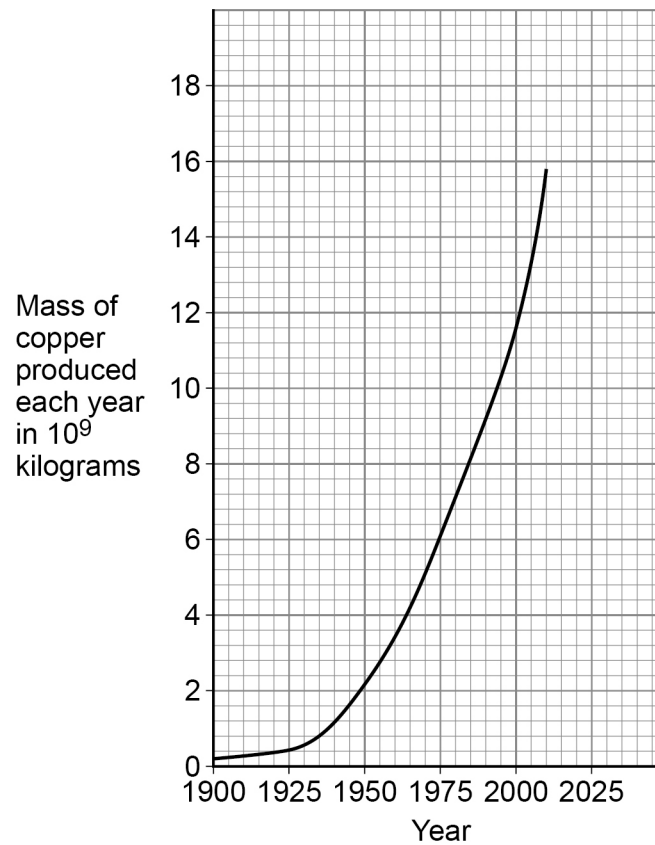


0 1

Copper is a useful metal.

0 1

. 1

Figure 1 shows the mass of copper produced between 1900 and 2010.**Figure 1**Give **two** conclusions that can be made from **Figure 1**.**[2 marks]**

- 1 _____
- _____
- 2 _____
- _____

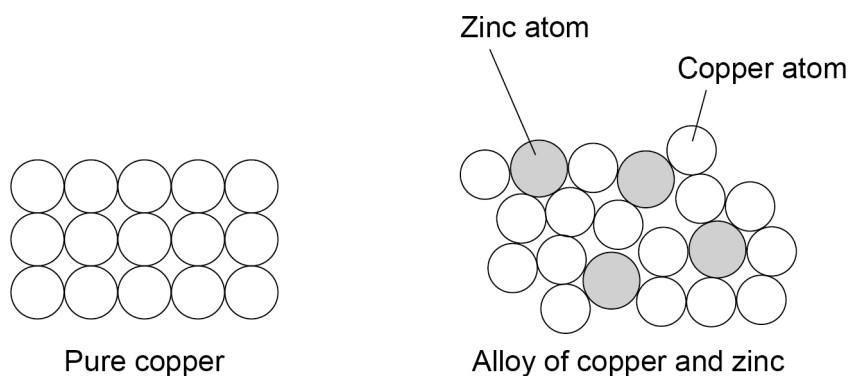
Question 1 continues on the next page**Turn over ►**

Mixtures of copper and zinc are heated to produce alloys.

0 1 2

Figure 2 represents the structures of pure copper and of an alloy of copper and zinc.

Figure 2



Explain why the alloy of copper and zinc is harder than pure copper.

Use **Figure 2**.

[3 marks]

0 1 . 3

A 5.25 g sample of an alloy of copper and zinc contains 13.5% zinc by mass.

Calculate the mass of **copper** in the 5.25 g sample.

Give your answer to 3 significant figures.

[4 marks]

Mass of **copper** (3 significant figures) = _____ g

9

Turn over for the next question

Turn over ►

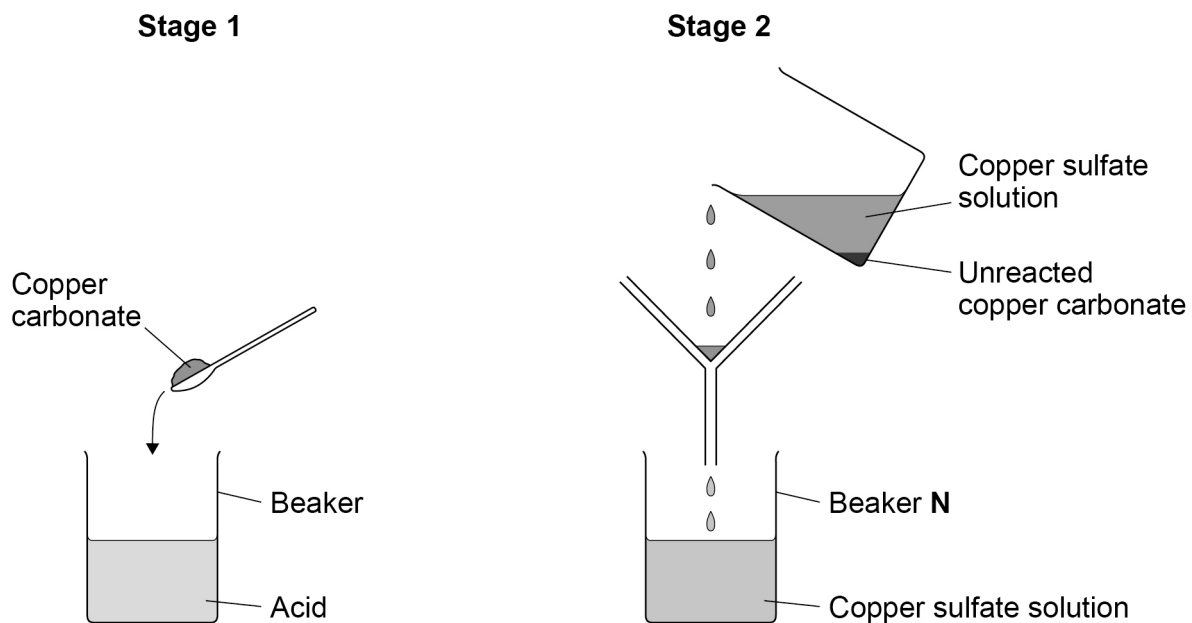


0 2

A student prepared copper sulfate by reacting an acid with excess copper carbonate.

Figure 3 shows the first two stages in the preparation of copper sulfate.

Figure 3



0 2 . 1

What is the formula of the acid used to prepare copper sulfate?

[1 mark]

Tick (✓) **one** box.

HCl

☐

HNO₃

☐

H₂SO₄

☐


0 2 . 2

Why is excess copper carbonate used in **stage 1**?

[1 mark]

0 2 . 3

Beaker **N** contained copper sulfate solution.Describe how the student could produce copper sulfate crystals from the copper sulfate solution in beaker **N**.

[2 marks]

Question 2 continues on the next page

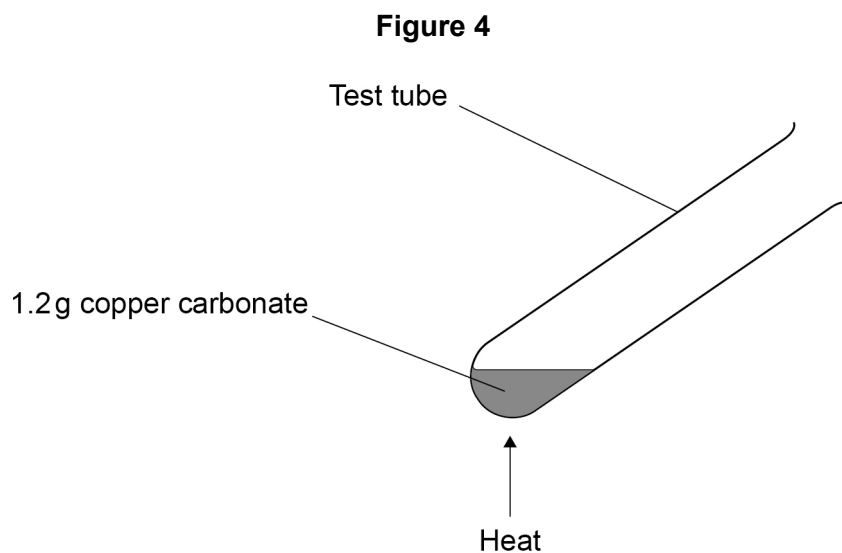
Turn over ►



A student investigated the thermal decomposition of copper carbonate.

Copper carbonate decomposes to form two products.

Figure 4 shows the apparatus.



This is the method used.

1. Add 1.2 g of copper carbonate to a test tube.
2. Heat the test tube and contents until the mass does not change.
3. Record the mass of the contents of the test tube after heating.
4. Repeat steps 1 to 3 with different masses of copper carbonate.

Table 1 shows the results.

Table 1

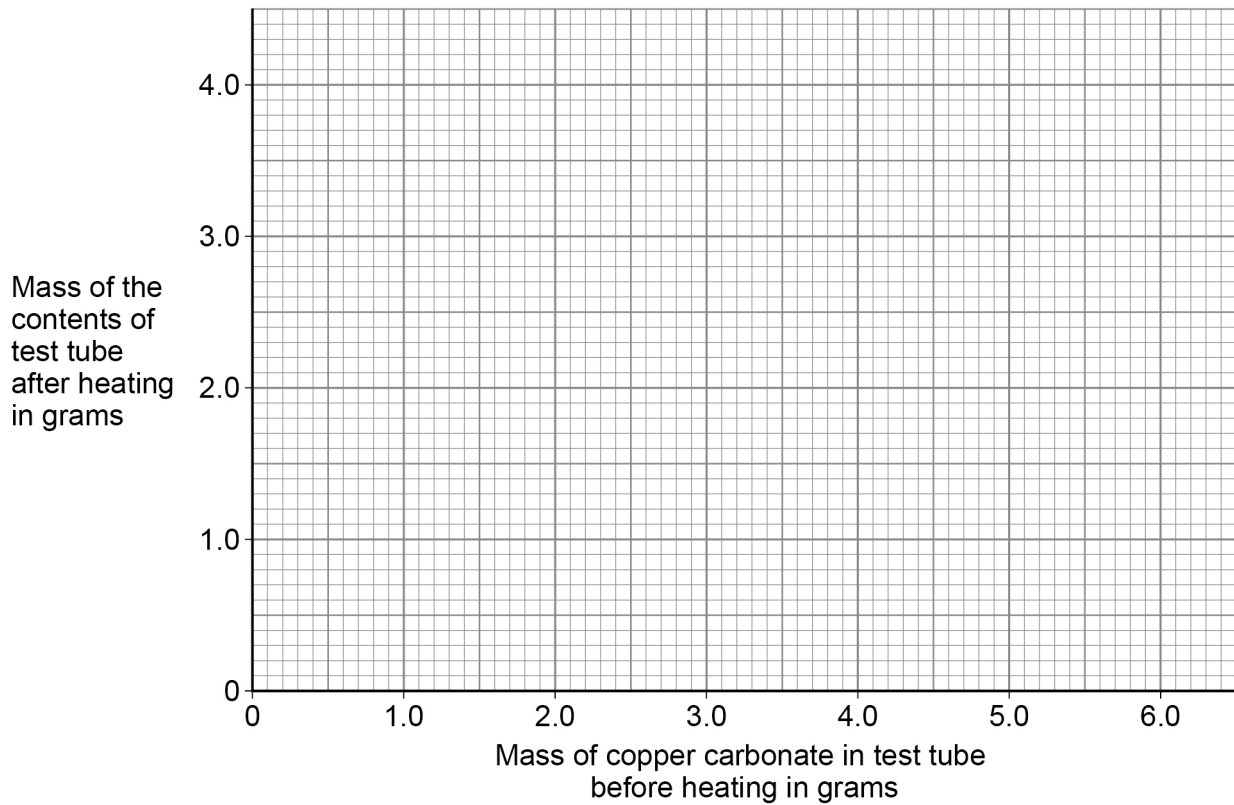
Mass of copper carbonate in test tube before heating in grams	Mass of the contents of test tube after heating in grams
1.2	0.8
2.4	1.7
3.6	2.2
4.8	3.1
6.0	3.9

0 2 . 4 Plot the data from **Table 1** on **Figure 5**.

Draw a line of best fit.

[3 marks]

Figure 5



0 2 . 5 Why does the mass of the contents of the test tube decrease in mass when copper carbonate is thermally decomposed?

[1 mark]

8

Turn over for the next question

Turn over ►



Table 2 shows diagrams which represent the structures of two substances.

Substance	Structure
Sodium chloride NaCl	
Oxygen O ₂	

[6 marks]

[illegible]

0	4
---	---

Nitric acid (HNO_3) is a strong acid.

0	4	.	1
---	---	---	---

What is meant by a 'strong acid'?

[1 mark]

0	4	.	2
---	---	---	---

Nitric acid is used as a dilute aqueous solution.

What is meant by 'dilute aqueous solution'?

[1 mark]

Question 4 continues on the next page

Turn over ►



0 4 . 3 10 cm³ of a nitric acid solution has a pH of 1

Water is added to the nitric acid solution to change the pH of the nitric acid solution to pH 3

How does the hydrogen ion concentration change?

[1 mark]

Tick (✓) **one** box.

Decreases by a factor of 100

☐

Decreases by a factor of 10

☐

Increases by a factor of 10

☐

Increases by a factor of 100

☐

0 4 . 4 Write the **ionic** equation for the reaction between an acid and an alkali.

[1 mark]

_____ + _____ → _____



The equation shows the reaction between magnesium carbonate and nitric acid.



0 4 . 5

What is the ratio of the number of moles of magnesium carbonate to the number of moles of nitric acid in the reaction?

[1 mark]

Tick (✓) **one** box.

1 : 1

☐

1 : 2

☐

2 : 1

☐

2 : 2

☐

0 4 . 6

A student mixed some magnesium carbonate with excess nitric acid.

The student then added two drops of universal indicator to the solution.

What colour was the solution after the addition of universal indicator?

[1 mark]

Tick (✓) **one** box.

Red

☐

Green

☐

Blue

☐

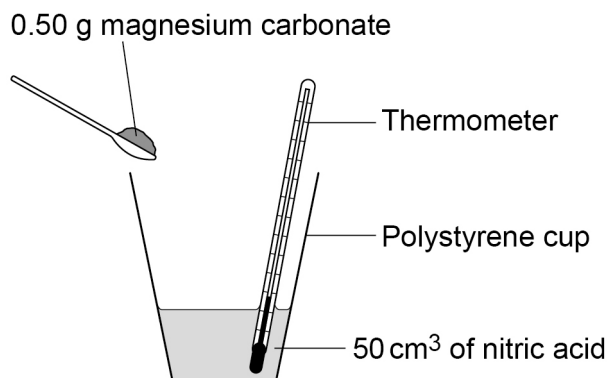
Turn over ►



A student investigated the temperature change when different masses of magnesium carbonate were reacted with excess nitric acid.

Figure 6 shows the apparatus.

Figure 6



This is the method used.

1. Pour 50 cm³ of nitric acid into a polystyrene cup.
2. Measure the temperature of the solution.
3. Add 0.50 g of magnesium carbonate.
4. Stir the mixture.
5. Measure the temperature.
6. Repeat steps 1 to 5 with different masses of magnesium carbonate.

0 4 . 7

Give **two** improvements to the **method** to produce more accurate results.

Do **not** refer to improvements to the apparatus in your answer.

[2 marks]

- 1 _____
- 2 _____



Turn over for the next question

*Do not write
outside the
box*

**DO NOT WRITE ON THIS PAGE
ANSWER IN THE SPACES PROVIDED**

Turn over ►



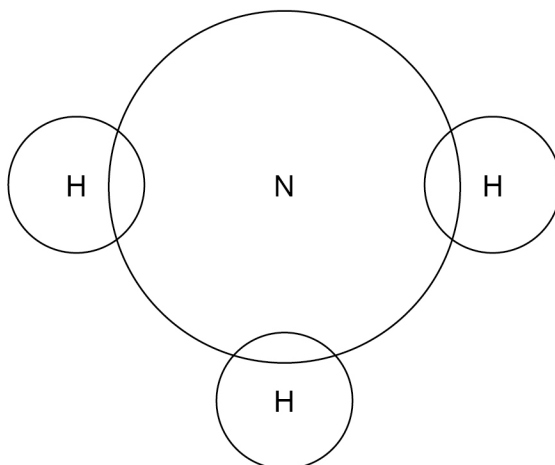
0	5
---	---

Nitrogen reacts with hydrogen to produce ammonia (NH_3).

0	5	.	1
---	---	---	---

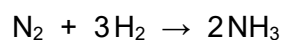
Complete the dot and cross diagram for an ammonia molecule.

[2 marks]



0	5	.	2
---	---	---	---

The equation for the reaction between nitrogen and hydrogen to produce ammonia is:



Calculate the mass of hydrogen that is needed to produce 25 g of ammonia.

Relative atomic masses (A_r): H = 1 N = 14

[4 marks]

Mass of hydrogen = _____ g

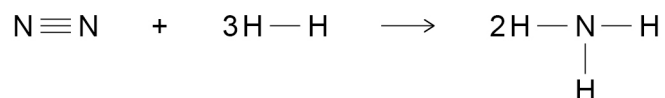
Question 5 continues on the next page

Turn over ►



Figure 7 shows the displayed formulae equation for the reaction of nitrogen with hydrogen.

Figure 7



In the reaction the energy released forming new bonds is 93 kJ/mol greater than the energy needed to break existing bonds.

Table 3 shows bond energies.

Table 3

Bond	$\text{N} \equiv \text{N}$	$\text{H} - \text{H}$	$\text{N} - \text{H}$
Bond energy in kJ/mol	945	X	391

0 5 . 3 Calculate the bond energy **X** for the $\text{H} - \text{H}$ bond.

Use **Figure 7** and **Table 3**.

[5 marks]

X = _____ kJ/mol



0 5 . 4

Energy is released from the reaction to produce ammonia.

Figure 8 shows part of the reaction profile for the reaction between nitrogen and hydrogen to produce ammonia.

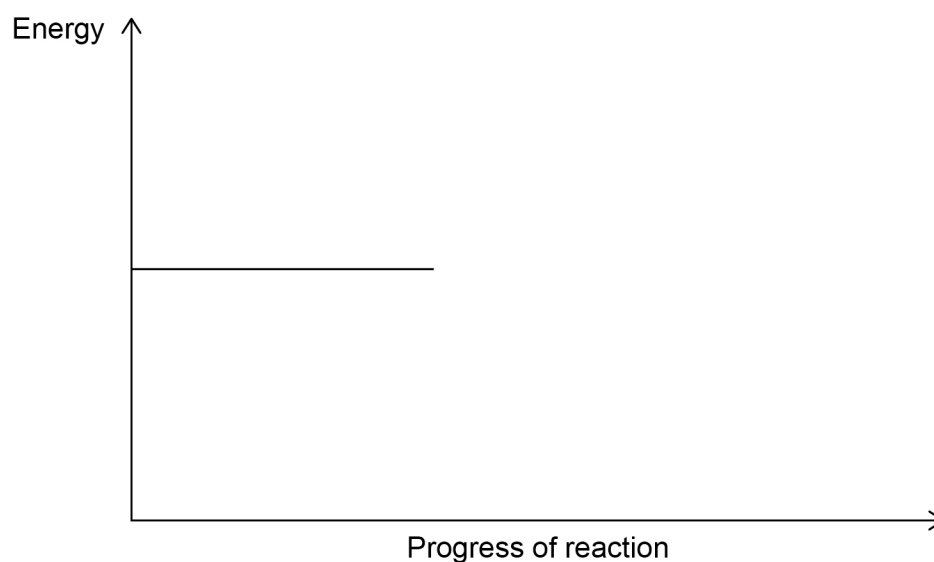
Complete **Figure 8**.

You should:

- complete the profile line
- label the energy level of the reactants and the product
- label the **overall** energy change.

[3 marks]

Figure 8



14

Turn over for the next question

Turn over ►



There are no questions printed on this page

*Do not write
outside the
box*

**DO NOT WRITE ON THIS PAGE
ANSWER IN THE SPACES PROVIDED**



0 6

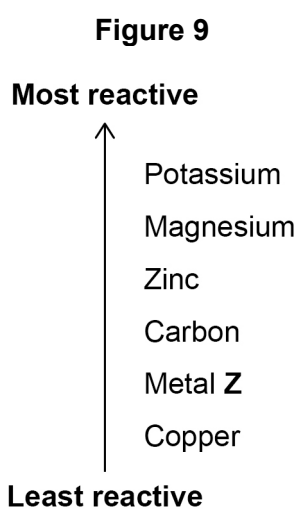
In the Earth most metals are found as compounds.

0 6 . 1

Name **one** metal that is found in the Earth as the metal itself.

[1 mark]

Figure 9 shows a reactivity series.

**0 6 . 2**

Suggest the most economical method for extracting metal **Z** from an oxide of metal **Z**.

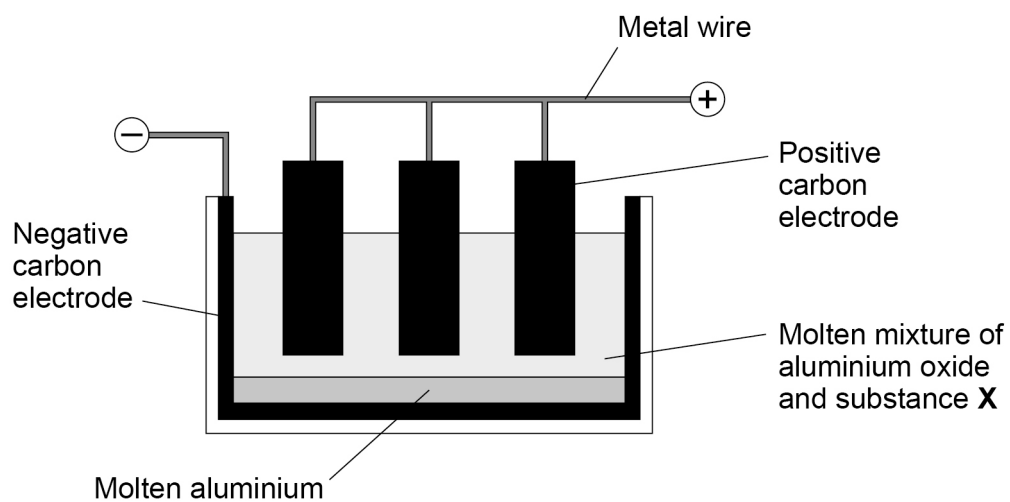
[1 mark]

Question 6 continues on the next page

Turn over ►

Figure 10 shows the electrolysis cell used to extract aluminium from aluminium oxide.

Figure 10



0 6 . 3 Name substance **X** shown in **Figure 10**.

[1 mark]



0 6 . 4

Explain what happens to the **positive** carbon electrodes during the extraction of aluminium from aluminium oxide.

[3 marks]

0 6 . 5

The formula of aluminium oxide is Al_2O_3

Write a half equation for the reaction at the **negative** electrode in **Figure 10**.

[2 marks]



8

Turn over for the next question

Turn over ►



0	7
---	---

Halogens are elements in Group 7 of the periodic table.

0	7	.	1
---	---	---	---

Calcium reacts with chlorine to produce calcium chloride.

Explain what happens to calcium atoms and to chlorine atoms when calcium reacts with chlorine to produce calcium chloride.

[4 marks]

0	7	.	2
---	---	---	---

Explain why chlorine is more reactive than bromine.

[4 marks]



07.3

Table 4 shows the boiling points of four hydrogen halides.**Table 4**

Hydrogen halide	Boiling point in °C
HF	20
HCl	−85
HBr	−67
HI	−35

Describe how the boiling points of the hydrogen halides change as the relative formula mass changes.

[2 marks]


10**Turn over for the next question****Turn over ►**

0 8

Carbon nanotubes are cylindrical fullerenes.

Figure 11 represents the structure of a carbon nanotube.

Figure 11



0 8 . 1

Describe the arrangement of carbon atoms in the nanotube shown in **Figure 11**.

[1 mark]

0 8 . 2

Nanotubes are used in electronics.

Give **one** other use of nanotubes.

[1 mark]



0	8	.	3
---	---	---	---

A nanotube contains 2380 carbon atoms.

Calculate the number of moles of carbon in this nanotube.

The Avogadro constant is 6.02×10^{23} per mole.

[2 marks]

Number of moles of carbon = _____ mols

0	8	.	4
---	---	---	---

Explain why carbon nanotubes can conduct electricity.

Refer to bonding between carbon atoms in your answer.

[3 marks]

7

END OF QUESTIONS



There are no questions printed on this page

*Do not write
outside the
box*

**DO NOT WRITE ON THIS PAGE
ANSWER IN THE SPACES PROVIDED**



[illegible]

[illegible]

There are no questions printed on this page

*Do not write
outside the
box*

**DO NOT WRITE ON THIS PAGE
ANSWER IN THE SPACES PROVIDED**

Copyright information

For confidentiality purposes, all acknowledgements of third-party copyright material are published in a separate booklet. This booklet is published after each live examination series and is available for free download from www.aqa.org.uk.

Permission to reproduce all copyright material has been applied for. In some cases, efforts to contact copyright-holders may have been unsuccessful and AQA will be happy to rectify any omissions of acknowledgements. If you have any queries please contact the Copyright Team.

Copyright © 2024 AQA and its licensors. All rights reserved.



3 2



2 4 6 G 8 4 6 4 / C / 1 H

IB/M/Jun24/8464/C/1H